



*Kepu Water*

## Fountain Components

Stainless Steel&Brass Fountain Nozzles, Submersible Fountain Lights,

Underwater Junction Boxes, Fountain Accessories

### 304 SS FOUNTAIN NOZZLES

H=Height of Nozzle, OD=Outlet Diameter

**NOTE:** Due to our continuing product improvement program, we reserved the right to change the specifications without notice.

#### KP-FN-046



| Size   | Pressure(kpa) | Flow rate(m <sup>3</sup> /h) | Spray height(m) | Outlet Diameter(mm) | Effect Pic |
|--------|---------------|------------------------------|-----------------|---------------------|------------|
| M10    | 15-65         | 0.1-0.5                      | 1.0-3.0         | OD: 4               |            |
| 1/2"   | 15-65         | 0.3-1.5                      | 1.0-4.0         | OD: 6               |            |
| 3/4"   | 15-80         | 1.0-3.0                      | 1.0-5.0         | OD: 7, 8            |            |
| 1"     | 50-100        | 2.0-4.0                      | 3.0-6.0         | OD: 8, 10, 12, 16   |            |
| 1 1/2" | 50-150        | 3.0-6.0                      | 3.0-7.0         | OD: 12, 16          |            |
| 2"     | 50-200        | 5.0-8.0                      | 3.0-8.0         | OD: 15, 20          |            |
| 2 1/2" | 70-250        | 10.0-25.0                    | 3.5-15.0        | OD: 20, 25          |            |
| 3"     | 70-330        | 10.0-40.0                    | 3.5-20.0        | OD: 28, 30          |            |
| 4"     | 80-400        | 10.0-60.0                    | 3.5-25.0        | OD: 32, 34          |            |

#### KP-FN-047



| Size   | Pressure(kpa) | Flow rate(m <sup>3</sup> /h) | Spray height(m) | Outlet Diameter(mm) | Effect Pic |
|--------|---------------|------------------------------|-----------------|---------------------|------------|
| 1"     | 20-35         | 2                            | 0.3             |                     |            |
| 1 1/2" | 20-55         | 3-4                          | 0.4             |                     |            |

#### KP-FN-048



| Size   | Pressure(kpa) | Flow rate(m <sup>3</sup> /h) | Spray height(m) | Outlet Diameter(mm) | Effect Pic |
|--------|---------------|------------------------------|-----------------|---------------------|------------|
| 1"     | 100-200       | 3-6                          | 1.5-3.0         | OD: 6.5             |            |
| 1 1/2" | 150-280       | 5-8                          | 1.8-4.0         | OD: 10              |            |
| 2"     | 150-300       | 5-10                         | 1.8-5.0         |                     |            |

#### KP-FN-049



| Size   | Pressure(kpa) | Flow rate(m <sup>3</sup> /h) | Spray height(m) | Covering dia.(m) | Effect Pic |
|--------|---------------|------------------------------|-----------------|------------------|------------|
| 1"     | 20-35         | 2.0                          | 0.25            | 0.6              |            |
| 1 1/2" | 20-35         | 3.0                          | 0.40            | 1.0              |            |
| 2"     | 35-70         | 5.0                          | 0.50            | 1.2              |            |
| 2 1/2" | 40-100        | 9.0                          | 0.70            | 1.5              |            |

#### KP-FN-050



| Size   | Pressure(kpa) | Flow rate(m <sup>3</sup> /h) | Spray height(m) | Covering dia.(m) | Effect Pic |
|--------|---------------|------------------------------|-----------------|------------------|------------|
| 1"     | 20-35         | 3.0                          | 0.25            | 0.6              |            |
| 1 1/2" | 20-35         | 4.0                          | 0.40            | 1.0              |            |
| 2"     | 35-70         | 7.0                          | 0.50            | 1.5              |            |
| 2 1/2" | 40-100        | 10.0                         | 0.70            | 1.8              |            |
| 3"     |               |                              |                 |                  |            |

**KP-FN-051**



| Size   | Pressure(kpa) | Flow rate(m³/h) | Spray height(m) | Outlet Diameter(mm) | Effect Pic |
|--------|---------------|-----------------|-----------------|---------------------|------------|
| 1/2"   | 50-100        | 1.5-3           | 0.15-0.3        | 10                  |            |
| 3/4"   | 50-100        | 2.0-5           | 0.2-0.35        | 10                  |            |
| 1"     | 50-100        | 3.5-8           | 0.3-0.5         | 13                  |            |
| 1 1/2" | 50-100        | 10-18           | 0.4-0.8         | 14                  |            |
| 2"     | 60-150        | 17-25           | 0.4-0.8         | 17                  |            |

**KP-FN-052**



| Size   | Pressure(kpa) | Flow rate(m³/h) | Spray height(m) | Outlet Diameter(mm) | Effect Pic |
|--------|---------------|-----------------|-----------------|---------------------|------------|
| 3/4"   | 50-150        | 2.7-3.8         | 1.5-5           | OD: 22              |            |
| 1"     | 60-180        | 3.6-6           | 2.0-7           |                     |            |
| 1 1/2" | 60-200        | 6.0-18          | 2.0-8           |                     |            |
| 2"     | 60-280        | 7.0-28          | 2.0-10          |                     |            |

**KP-FN-053**



| Size   | Pressure(kpa) | Flow rate(m³/h) | Spray height(m) | Outlet Diameter(mm) | Effect Pic |
|--------|---------------|-----------------|-----------------|---------------------|------------|
| 1"     | 50-150        | 3-5             | 0.5-3.0         | OD: 20              |            |
| 1 1/2" | 50-150        | 5-10            | 1.5-5.0         | OD: 30              |            |
| 2"     | 60-160        | 6-15            | 1.5-6.5         | OD: 30              |            |

**KP-FN-054**



| Size   | Pressure(kpa) | Flow rate(m³/h) | Spray height(m) | Outlet Diameter(mm) | Effect Pic |
|--------|---------------|-----------------|-----------------|---------------------|------------|
| 1/2"   | 60-100        | 2-4             | 0.5-2.0         | OD: 20              |            |
| 3/4"   | 80-100        | 4-7             | 1.0-3.0         | OD: 24              |            |
| 1"     | 80-150        | 6-10            | 1.5-4.0         | OD: 30              |            |
| 1 1/2" | 80-200        | 10-15           | 2.0-5.0         | OD: 32              |            |
| 2"     | 80-250        | 10-19           | 2.0-6.5         | OD: 34              |            |

**KP-FN-055**



| Size   | Pressure(kpa) | Flow rate(m³/h) | Spray height(m) | Outlet Diameter(mm) | Effect Pic |
|--------|---------------|-----------------|-----------------|---------------------|------------|
| 3/4"   | 50-100        | 2.0-5.0         | 0.2-0.35        | OD: 21              |            |
| 1"     | 50-100        | 3.5-8.0         | 0.3-0.5         | OD: 13, 25          |            |
| 1 1/2" | 50-100        | 10.0-18.0       | 0.4-0.8         | OD: 14, 38          |            |
| 2"     | 60-150        | 17.0-25.0       | 0.4-0.8         | OD: 17, 53          |            |

**KP-FN-056**



| Size   | Pressure(kpa) | Flow rate(m³/h) | Spray height(m) | Outlet Diameter(mm) | Effect Pic |
|--------|---------------|-----------------|-----------------|---------------------|------------|
| 3/4"   | 40-200        | 2-4             | 1-4             | OD: 10              |            |
| 1"     | 40-200        | 6-10            | 1-6             | OD: 12              |            |
| 1 1/2" | 50-300        | 8-13            | 1-8             | OD: 16              |            |
| 2"     | 50-400        | 12-25           | 1-10            | OD: 18              |            |
| 3"     | 50-450        | 21-50           | 1-12            | OD: 25              |            |

**KP-FN-057**



| Size   | Pressure(kpa) | Flow rate(m³/h) | Spray height(m) | Outlet Diameter(mm) | Effect Pic |
|--------|---------------|-----------------|-----------------|---------------------|------------|
| 3/4"   | 50            | 2.5             | 0.2-0.6         | OD: 4               |            |
| 1"     | 30-80         | 6-22            | 0.3-0.8         | OD: 4               |            |
| 1 1/2" | 30-80         | 12-28           | 0.3-1.0         | OD: 4               |            |
| 2"     | 30-80         | 15-41           | 0.3-1.3         | OD: 4               |            |

**KP-FN-058**



| Size   | Pressure(kpa) | Flow rate(m³/h) | Spray height(m) | Outlet Diameter(mm) | Effect Pic |
|--------|---------------|-----------------|-----------------|---------------------|------------|
| 3/4"   | 50-70         | 2.0-4.0         | 2-3             | OD: 4               |            |
| 1"     | 50-150        | 6.5-13.5        | 2-4             | OD: 4               |            |
| 1 1/2" | 50-200        | 7.5-19.5        | 2-5             | OD: 4               |            |
| 2"     | 50-200        | 7.5-19.5        | 2-5             | OD: 5               |            |

**KP-FN-059**



| Size   | Pressure(kpa) | Flow rate(m³/h) | Spray height(m) | Outlet Diameter(mm) | Effect Pic |
|--------|---------------|-----------------|-----------------|---------------------|------------|
| 1"     | 40            | 7.0             | 1.5             | OD: 6, 5, 6         |            |
| 1 1/2" | 60            | 10.0            | 1.8             | OD: 7, 5, 6         |            |
| 2"     | 80            | 12.0            | 2.0             | OD: 8, 5, 6         |            |

**KP-FN-060**



| Size   | Pressure(kpa) | Flow rate(m³/h) | Spray height(m) | Outlet Diameter(mm) | Effect Pic |
|--------|---------------|-----------------|-----------------|---------------------|------------|
| 1"     | 40            | 7.0             | 1.5             |                     |            |
| 1 1/2" | 60            | 10.0            | 1.8             |                     |            |

**KP-FN-061**



| Size   | Pressure(kpa) | Flow rate(m³/h) | Spray height(m) | Outlet Diameter(mm) | Effect Pic |
|--------|---------------|-----------------|-----------------|---------------------|------------|
| 1"     | 25-80         | 15-30           | 1-3             | OD: 4               |            |
| 1 1/2" | 50-100        | 25-35           | 5-10            | OD: 8+12            |            |
| 2"     | 100-150       | 30-40           | 8-10            | OD: 8+12            |            |
| 2 1/2" | 100-150       | 40-50           | 8-12            | OD: 12+12           |            |
| 3"     | 150-200       | 50-60           | 12-15           | OD: 12+16           |            |

**KP-FN-062**



| Size   | Pressure(kpa) | Flow rate(m³/h) | Spray height(m) | Outlet Diameter(mm) | Effect Pic |
|--------|---------------|-----------------|-----------------|---------------------|------------|
| 1"     | 25-60         | 2.1-4.3         | 1.0-4.0         | OD: 4               |            |
| 1 1/2" | 25-85         | 5.1-12.7        | 1.0-6.0         | OD: 4               |            |
| 2"     | 25-115        | 6.9-22.0        | 1.0-8.0         | OD: 5               |            |



**KP-FN-063**



| Size   | Pressure(kpa) | Flow rate(m³/h) | Spray height(m) | Outlet Diameter(mm) | Effect Pic |
|--------|---------------|-----------------|-----------------|---------------------|------------|
| 1"     | 30-120        | 8-17            | 1.0-5.0         | OD: 6+8             |            |
| 1 1/2" | 40-140        | 12-24           | 1.5-6.0         | OD: 6+8             |            |
| 2"     | 140-250       | 28-40           | 6.0-9.0         | OD: 7+10            |            |

**KP-FN-064**



| Size   | Pressure(kpa) | Flow rate(m³/h) | Spray height(m) | Outlet Diameter(mm) | Effect Pic |
|--------|---------------|-----------------|-----------------|---------------------|------------|
| 1"     | 40-100        | 3.4-8.5         | 2.0-4.0         | OD: 7+6             |            |
| 1 1/2" | 40-120        | 5.7-11.0        | 2.3-5.5         | OD: 8+6             |            |
| 2"     | 40-150        | 14.5-25.5       | 2.7-7.0         | OD: 8+6             |            |

**KP-FN-065**



| Size   | Pressure(kpa) | Flow rate(m³/h) | Spray height(m) | Outlet Diameter(mm) | Effect Pic |
|--------|---------------|-----------------|-----------------|---------------------|------------|
| 1"     | 30-40         | 3.5-14.0        | 1.0-1.8         | OD: 7               |            |
| 1 1/2" | 30-55         | 4.8-20.0        | 1.0-3.3         | OD: 8               |            |
| 2"     | 50-70         | 5.5-30.0        | 2.0-4.5         | OD: 8               |            |

**KP-FN-066(Sphere)**



| Size   | Pressure(kpa) | Flow rate(m³/h) | Spray height(m) | Outlet Diameter(mm)    | Effect Pic |
|--------|---------------|-----------------|-----------------|------------------------|------------|
| 1"     | 80-100        | 5-10            | 1.0             | 30 rods, 250mm length  |            |
| 1 1/2" | 80-100        | 8-15            | 1.5             | 41 rods, 300mm length  |            |
| 2"     | 80-100        | 20-25           | 1.8             | 65 rods, 400mm length  |            |
| 3"     | 80-100        | 40-50           | 2.3             | 105 rods, 600mm length |            |

**KP-FN-067**



| Size | Pressure(kpa) | Flow rate(m³/h) | Spray height(m) | Outlet Diameter(mm) | Effect Pic |
|------|---------------|-----------------|-----------------|---------------------|------------|
| 1/2" | 70-250        | 0.8-1.8         | 1.0-2.3         | OD: 3.0             |            |
| 3/4" | 100-300       | 1.0-2.3         | 1.0-2.8         | OD: 3.0             |            |
| 1"   | 100-400       | 1.2-2.3         | 1.0-3.2         | OD: 4.5             |            |

**KP-FN-068**



| Size   | Pressure(kpa) | Flow rate(m³/h) | Spray height(m) | Outlet Diameter(mm) | Effect Pic |
|--------|---------------|-----------------|-----------------|---------------------|------------|
| 1"     | 50-100        | 3.5-8.0         | 0.3-0.5         | OD: 62              |            |
| 1 1/2" | 50-100        | 10.0-18.0       | 0.4-0.8         | OD: 74              |            |


**KP-FN-069**



| Size  | Pressure(MPa) | Flow rate(m³/h) | Spray height(m) | Outlet Diameter(mm) | Effect Pic |
|-------|---------------|-----------------|-----------------|---------------------|------------|
| DN100 | 330-100       | 105-208         | 20-80           | OD: 24              |            |
| DN100 | 330-1350      | 144-290         | 20-80           | OD: 44              |            |
| DN150 | 330-1650      | 186-401         | 20-100          | OD: 32              |            |
| DN150 | 330-2000      | 291-673         | 20-120          | OD: 54              |            |


**KP-FN-070**



| Size | Pressure(MPa) | Flow rate(m <sup>3</sup> /h) | Spray height(m) | Outlet Diameter(mm) | Effect Pic  |
|------|---------------|------------------------------|-----------------|---------------------|---|
| 5"   |               |                              |                 | OD: 42              |  |
|      |               |                              |                 |                     |   |


**KP-FN-071**



| Size   | Pressure(kpa) | Flow rate(m <sup>3</sup> /h) | Spray height(m) | Outlet Diameter(mm) | Effect Pic  |
|--------|---------------|------------------------------|-----------------|---------------------|---|
| 3/4"   | 50            | 2.8                          | 0.2-0.7         | OD: 3               |  |
| 1"     | 30-80         | 7.5-25                       | 0.3-0.9         | OD: 3               |   |
| 1 1/2" | 30-80         | 14-30                        | 0.3-1.2         | OD: 3, 4            |   |
| 2"     | 30-80         | 15-33                        | 0.6-1.3         | OD: 4, 7            |   |


**KP-FN-072**



| Size   | Pressure(kpa) | Flow rate(m <sup>3</sup> /h) | Spray height(m) | Outlet Diameter(mm) | Effect Pic  |
|--------|---------------|------------------------------|-----------------|---------------------|---|
| 3/4"   | 50            | 2.8                          | 0.2-0.7         | OD: 3               |  |
| 1"     | 30-80         | 7.5-25                       | 0.3-0.9         | OD: 4               |   |
| 1 1/2" | 30-80         | 14-30                        | 0.3-1.2         | OD: 7               |   |
|        |               |                              |                 |                     |   |


**KP-FN-073**



| Size   | Pressure(kpa) | Flow rate(m <sup>3</sup> /h) | Spray height(m) | Covering dia.(m) | Effect Pic  |
|--------|---------------|------------------------------|-----------------|------------------|---|
| 1/2"   | 15-30         | 1.0                          | 0.2             | 0.3              |  |
| 3/4"   | 15-30         | 2.0                          | 0.25            | 0.5              |   |
| 1"     | 20-35         | 3.0                          | 0.25            | 0.6              |   |
| 1 1/2" | 20-35         | 4.0                          | 0.4             | 1.0              |   |
|        |               |                              |                 |                  |   |


**KP-FN-074**



| Size   | Pressure(kpa) | Flow rate(m <sup>3</sup> /h) | Spray height(m) | Covering dia.(m) | Effect Pic  |
|--------|---------------|------------------------------|-----------------|------------------|---|
| 1/2"   | 15-30         | 1.0                          | 0.2             | 0.3              |  |
| 3/4"   | 15-30         | 2.0                          | 0.25            | 0.5              |   |
| 1"     | 20-35         | 3.0                          | 0.25            | 0.6              |   |
| 1 1/2" | 20-35         | 4.0                          | 0.4             | 1.0              |   |
|        |               |                              |                 |                  |   |


**KP-FN-081**



| Size | Pressure(kpa) | Flow rate(m <sup>3</sup> /h) | Spray height(m) | Outlet Diameter(mm) | Effect Pic  |
|------|---------------|------------------------------|-----------------|---------------------|---|
| 1"   | 50-200        | 10-15                        | 2-3             | OD: 32              |  |
|      |               |                              |                 |                     |   |


**KP-FN-082(with stepper motor cutter)**



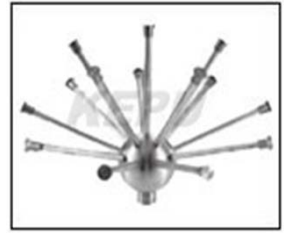
| Size  | Diameter(mm) | Height(mm) | Jet orifice(mm) | Spray distance(m) | Effect Pic  |
|---|--------------|------------|-----------------|-------------------|---|
| DN20  | 200          | 370        | 10              | 1.5               |  |
| DN40  | 260          | 530        | 16              | 3.0               |   |
| DN40  | 300          | 550        | 18              | 4.0               |   |
| DN40  | 350          | 600        | 18              | 5.0               |   |
| Color option of LED light: Red, Yellow, Blue, Green, White, Warm White, RGB |              |            |                 |                   |   |


**KP-FN-083**



| Size  | Diameter(mm) | Height(mm) | Jet orifice(mm) | Spray distance(m) | Effect Pic   |
|---|--------------|------------|-----------------|-------------------|--|
| DN20  | 168          | 200        | 10              | 1.5               |  |
| DN40  | 219          | 330        | 16              | 3.0               |  |
| DN40  | 273          | 350        | 18              | 4.0               |  |
| DN40  | 323          | 400        | 18              | 5.0               |  |
| Color option of LED light: Red, Yellow, Blue, Green, White, Warm White, RGB |              |            |                 |                   |  |


**KP-FN-084(Hemisphere)**



| Size   | Pressure(kpa) | Flow rate(m³/h) | Spray height(m) | Outlet Diameter(mm)   | Effect Pic  |
|--------|---------------|-----------------|-----------------|-----------------------|---|
| 1"     | 60-80         | 3-5             | 1.0             | 16 rods, 250mm length |  |
| 1 1/2" | 80-100        | 5-8             | 1.5             | 26 rods, 300mm length |   |
| 2"     | 80-100        | 10-15           | 1.8             | 46 rods, 400mm length |   |
| 3"     | 80-100        | 30-40           | 2.3             | 68 rods, 600mm length |   |


**KP-FN-091**



| Size   | Pressure(kpa) | Flow rate(m³/h) | Spray height(m) | Outlet Diameter(mm) | Effect Pic  |
|--------|---------------|-----------------|-----------------|---------------------|---|
| 1 1/2" |               |                 |                 |                     |  |
| 2"     |               |                 |                 |                     |   |


**KP-FN-092**



| Size   | Pressure(kpa) | Flow rate(m³/h) | Spray height(m) | Outlet Diameter(mm) | Effect Pic  |
|--------|---------------|-----------------|-----------------|---------------------|---|
| 1 1/2" |               |                 |                 |                     |  |
|        |               |                 |                 |                     |   |

**KP-FN-093**




| Size   | Pressure(kpa) | Flow rate(m³/h) | Spray height(m) | Outlet Diameter(mm) | Effect Pic  |
|--------|---------------|-----------------|-----------------|---------------------|---|
| 1 1/2" |               |                 |                 | OD: 6               |  |
| 2"     |               |                 |                 | OD: 6               |   |
| 2 1/2" |               |                 |                 | OD: 8               |   |
| 3"     |               |                 |                 | OD: 8               |   |




**KP-FN-094**



| Size   | Pressure(kpa) | Flow rate(m <sup>3</sup> /h) | Spray height(m) | Outlet Diameter(mm) | Effect Pic  |
|--------|---------------|------------------------------|-----------------|---------------------|---|
| 3/4"   | 50-150        | 2.7-3.8                      | 1.5-5           | OD: 18              |  |
| 1"     | 60-180        | 3.6-6                        | 2-7             | OD: 22              |   |
| 1 1/2" | 60-200        | 6-18                         | 2-8             | OD: 31              |   |
| 2"     | 60-280        | 7-28                         | 2-10            | OD: 40              |   |


**KP-FN-095**



| Size   | Pressure(kpa) | Flow rate(m <sup>3</sup> /h) | Spray height(m) | Outlet Diameter(mm) | Effect Pic  |
|--------|---------------|------------------------------|-----------------|---------------------|---|
| 1"     | 60-180        | 3.6-6.3                      | 2-7             | OD: 17              |  |
| 1 1/2" | 60-200        | 6-9                          | 2-8             | OD: 23              |   |


**KP-FN-096**



| Size   | Pressure(kpa)      | Flow rate(m <sup>3</sup> /h) | Spray height(m) | Outlet Diameter(mm) | Effect Pic  |
|--------|--------------------|------------------------------|-----------------|---------------------|---|
| 1"     | 50-200             | 10-15                        | 2-3             | OD: 32              |  |
| 1 1/2" | with 1 1/2" swivel |                              |                 | OD: 32              |   |


**KP-FN-097**



| Size   | Pressure(kpa) | Flow rate(m <sup>3</sup> /h) | Spray height(m) | Outlet Diameter(mm) | Effect Pic  |
|--------|---------------|------------------------------|-----------------|---------------------|---|
| 1/2"   | 40-200        | 2-4                          | 1-4             | OD: 28              |  |
| 3/4"   | 40-200        | 2-4                          | 1-4             | OD: 30              |   |
| 1"     | 40-200        | 6-10                         | 1-6             | OD: 47              |   |
| 1 1/2" | 50-330        | 8-20                         | 1-8             | OD: 64              |   |
| 2"     | 50-400        | 12-25                        | 1-10            | OD: 77              |   |


**KP-FN-104**



| Size   | Pressure(kpa) | Flow rate(m <sup>3</sup> /h) | Spray height(m) | Outlet Diameter(mm) | Effect Pic  |
|--------|---------------|------------------------------|-----------------|---------------------|---|
| 1"     |               |                              |                 | OD: 50              |  |
| 1 1/2" |               |                              |                 | OD: 50              |   |


**KP-FN-106**



| Size | Pressure(kpa) | Flow rate(m <sup>3</sup> /h) | Spray height(m) | Outlet Diameter(mm) | Effect Pic  |
|------|---------------|------------------------------|-----------------|---------------------|---|
| 2"   |               |                              |                 | OD: 72              |  |

**KP-FN-107**



| Size | Pressure(kpa) | Flow rate(m <sup>3</sup> /h) | Spray height(m) | Outlet Diameter(mm) | Effect Pic  |
|------|---------------|------------------------------|-----------------|---------------------|---|
| 2"   |               |                              |                 | OD: 60              |  |

**KP-FN-110**



| Size   | Pressure(kpa) | Flow rate(m <sup>3</sup> /h) | Spray height(m) | Outlet Diameter(mm) | Effect Pic |
|--------|---------------|------------------------------|-----------------|---------------------|------------|
| 1 1/2" |               |                              |                 | OD: 50              |            |
|        |               |                              |                 |                     |            |

**KP-FN-111**



| Size   | Pressure(kpa) | Flow rate(m <sup>3</sup> /h) | Spray height(m) | Outlet Diameter(mm) | Effect Pic |
|--------|---------------|------------------------------|-----------------|---------------------|------------|
| 1 1/2" |               |                              |                 | OD: 5               |            |
| 3"     |               |                              |                 |                     |            |
|        |               |                              |                 |                     |            |

**KP-FN-112**



| Size | Pressure(kpa) | Flow rate(m <sup>3</sup> /h) | Spray height(m) | Outlet Diameter(mm) | Effect Pic |
|------|---------------|------------------------------|-----------------|---------------------|------------|
| 1"   |               |                              |                 | OD: 4+4+4.5         |            |
|      |               |                              |                 |                     |            |

**KP-FN-113**



| Size | Pressure(kpa) | Flow rate(m <sup>3</sup> /h) | Spray height(m) | Outlet Diameter(mm) | Effect Pic |
|------|---------------|------------------------------|-----------------|---------------------|------------|
| 1"   |               |                              |                 | OD: 6               |            |
| 2"   |               |                              |                 | OD: 8               |            |
|      |               |                              |                 |                     |            |

**KP-FN-114**



| Size | Pressure(kpa) | Flow rate(m <sup>3</sup> /h) | Spray height(m) | Outlet Diameter(mm) | Effect Pic |
|------|---------------|------------------------------|-----------------|---------------------|------------|
| 1"   | 50-150        | 0.3-7.3                      | 0.25-6.0        | H: 54, OD: 9.5      |            |
|      |               |                              |                 |                     |            |

**KP-FN-098**



| Size | Pressure(kpa) | Flow rate(m <sup>3</sup> /h) | Spray height(m) | Outlet Diameter(mm) | Effect Pic |
|------|---------------|------------------------------|-----------------|---------------------|------------|
| 1/8" |               |                              |                 |                     |            |
| 1/4" |               |                              |                 |                     |            |
| 3/8" |               |                              |                 |                     |            |
| 1/2" |               |                              |                 |                     |            |
| 3/4" |               |                              |                 |                     |            |
|      |               |                              |                 |                     |            |



**KP-FN-099**



| Size | Pressure(kpa) | Flow rate(m³/h) | Spray height(m) | Outlet Diameter(mm) | Effect Pic |
|------|---------------|-----------------|-----------------|---------------------|------------|
| 1/8" |               |                 |                 |                     |            |
| 1/4" |               |                 |                 |                     |            |
| 3/8" |               |                 |                 |                     |            |
| 1/2" |               |                 |                 |                     |            |
| 3/4" |               |                 |                 |                     |            |

**KP-FN-141**



| Size | Pressure(kpa) | Flow rate(m³/h) | Spray height(m) | Outlet Diameter(mm) | Effect Pic |
|------|---------------|-----------------|-----------------|---------------------|------------|
| DN65 |               |                 |                 |                     |            |
|      |               |                 |                 |                     |            |

**KP-FN-144**

Longer body



| Size   | Pressure(kpa) | Flow rate(m³/h) | Spray height(m) | Outlet Diameter(mm)    | Effect Pic |
|--------|---------------|-----------------|-----------------|------------------------|------------|
| 1 1/2" |               |                 |                 | H: 195, OD: 20         |            |
| 2"     |               |                 |                 | H: 245, OD: 18, 20, 22 |            |
|        |               |                 |                 |                        |            |

**KP-FN-145**



| Size | Pressure(kpa) | Flow rate(m³/h) | Spray height(m) | Outlet Diameter(mm) | Effect Pic |
|------|---------------|-----------------|-----------------|---------------------|------------|
| 2"   |               |                 |                 | OD: 20              |            |
|      |               |                 |                 |                     |            |

**KP-FN-146**



| Size   | Pressure(kpa) | Flow rate(m³/h) | Spray height(m) | Outlet Diameter(mm) | Effect Pic |
|--------|---------------|-----------------|-----------------|---------------------|------------|
| 1 1/2" |               |                 |                 | OD: 18              |            |
| 2"     |               |                 |                 | OD: 28              |            |
|        |               |                 |                 |                     |            |

**KP-FN-151**



| Size   | Pressure(kpa) | Flow rate(m³/h) | Spray height(m) | Outlet Diameter(mm) | Effect Pic |
|--------|---------------|-----------------|-----------------|---------------------|------------|
| 1 1/2" |               |                 |                 | OD: 3.5             |            |
|        |               |                 |                 |                     |            |

**KP-FN-165**



| Size | Pressure(kpa) | Flow rate(m³/h) | Spray height(m) | Outlet Diameter(mm) | Effect Pic |
|------|---------------|-----------------|-----------------|---------------------|------------|
| 2"   |               |                 |                 | OD: 10              |            |
|      |               |                 |                 |                     |            |

**KP-FN-166**



| Size | Pressure(kpa) | Flow rate(m³/h) | Spray height(m) | Outlet Diameter(mm) | Effect Pic |
|------|---------------|-----------------|-----------------|---------------------|------------|
| 3/8" |               |                 |                 | OD: 6               |            |
| 1/2" |               |                 |                 | OD: 7               |            |
| 3/4" |               |                 |                 | OD: 9               |            |
| 1"   |               |                 |                 | OD: 12              |            |

**KP-FN-100**



| Size  | Pressure(kpa) | Flow rate(m³/h) | Spray height(m) | Outlet Diameter(mm) | Effect Pic |
|-------|---------------|-----------------|-----------------|---------------------|------------|
| DN100 |               |                 |                 |                     |            |
| DN125 |               |                 |                 |                     |            |
| DN150 |               |                 |                 |                     |            |

**KP-FN-167**



| Size   | Pressure(kpa) | Flow rate(m³/h) | Spray height(m) | Outlet Diameter(mm) | Effect Pic |
|--------|---------------|-----------------|-----------------|---------------------|------------|
| 1/2"   |               |                 |                 |                     |            |
| 3/4"   |               |                 |                 |                     |            |
| 1"     |               |                 |                 |                     |            |
| 1 1/2" |               |                 |                 |                     |            |

**KP-FN-168**



| Size   | Pressure(kpa) | Flow rate(m³/h) | Spray height(m) | Outlet Diameter(mm) | Effect Pic |
|--------|---------------|-----------------|-----------------|---------------------|------------|
| 1/2"   |               |                 |                 |                     |            |
| 3/4"   |               |                 |                 |                     |            |
| 1"     |               |                 |                 |                     |            |
| 1 1/2" |               |                 |                 |                     |            |

**KP-FN-169**



| Size   | Pressure(kpa) | Flow rate(m³/h) | Spray height(m) | Outlet Diameter(mm) | Effect Pic |
|--------|---------------|-----------------|-----------------|---------------------|------------|
| 2"     |               |                 |                 |                     |            |
| 2 1/2" |               |                 |                 |                     |            |

**KP-FN-075**



| Size   | Pressure(kpa) | Flow rate(m³/h) | Spray height(m) | Outlet Diameter(mm) | Effect Pic |
|--------|---------------|-----------------|-----------------|---------------------|------------|
| 1"     | 50-100        | 2.2-3.8         | 0.4-1.2         |                     |            |
| 1 1/2" | 50-120        | 3.8-6.8         | 0.5-1.5         |                     |            |

**KP-FN-076**



| Size   | Pressure(kpa) | Flow rate(m³/h) | Spray height(m) | Outlet Diameter(mm) | Effect Pic |
|--------|---------------|-----------------|-----------------|---------------------|------------|
| 1 1/2" | 50-150        | 3-8             | 0.5-1.5         |                     |            |

**KP-FN-077**



| Size   | Pressure(kpa) | Flow rate(m³/h) | Spray height(m) | Outlet Diameter(mm) | Effect Pic |
|--------|---------------|-----------------|-----------------|---------------------|------------|
| 1 1/2" | 50-150        | 3-8             | 0.5-1.5         |                     |            |
| 1/2"   |               |                 |                 |                     |            |

**KP-FN-078**



| Size   | Pressure(kpa) | Flow rate(m³/h) | Spray height(m) | Outlet Diameter(mm) | Effect Pic |
|--------|---------------|-----------------|-----------------|---------------------|------------|
| 1 1/2" | 50-150        | 3-8.5           | 1.3-4           |                     |            |
| 1/2"   |               |                 |                 |                     |            |

**KP-FN-079**



| Size   | Pressure(kpa) | Flow rate(m³/h) | Spray height(m) | Outlet Diameter(mm) | Effect Pic |
|--------|---------------|-----------------|-----------------|---------------------|------------|
| 1 1/2" | 50-150        | 3-8             | 1.3-3.6         |                     |            |
| 1/2"   |               |                 |                 |                     |            |

**KP-FN-080**



| Size   | Pressure(kpa) | Flow rate(m³/h) | Spray height(m) | Outlet Diameter(mm) | Effect Pic |
|--------|---------------|-----------------|-----------------|---------------------|------------|
| 1 1/2" | 50-150        | 3-10            | 0.8-1.5         |                     |            |
| 1/2"   |               |                 |                 |                     |            |

**KP-WF-002**



| Width(mm)                  | Effect Pic |
|----------------------------|------------|
| 400/600/900/1200/1500/1800 |            |
|                            |            |